

Vehicle standards information



10


Rev. 4 / June 2006

Bicycle racks

Bicycles are usually carried on a roof rack, or on a bicycle rack attached to the rear of the vehicle.

1. Roof racks

If you carry your bicycle on the roof of your car it is important that you use suitable roof racks which are securely attached to your vehicle, and that your bicycle is securely mounted to the racks.



2. Bicycle rack

A bicycle rack can be fitted to the towbar or attached to the boot of your car. Make sure the bicycle rack is securely attached to the vehicle.




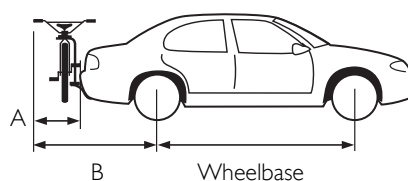
The following guidelines apply to a bicycle rack attached to the rear of a vehicle:

- Make sure the bicycle rack is strong enough to carry the bicycle/s.
- Make sure the bicycle rack and bicycles do not obscure the number plate and vehicle lights. This includes the centre mounted stop light, stop lights, indicators and number plate light.
- A bicycle rack and its load must not project excessively behind the rear of the vehicle, or protrude more than 150 mm beyond the extreme width of either side of the vehicle.

'A' must not exceed 1200 mm

'B' must not exceed
60% of the wheelbase.


'C' must not be more than 150 mm



For vehicle owners and operators in New South Wales

- Remove or reposition the bicycle rack when not in use so that it is not a hazard to other vehicles and pedestrians.
- Make sure the number plate is clearly visible. If the vehicle number plate is obscured you may fit a special bike rack number plate which is a smaller copy of the vehicle number plate. This is available at your nearest Motor Registry or can be ordered by telephoning RTA Customer Service on 13 22 13. When using the bicycle rack at night, you must also fit one or more number plate lights to illuminate the bike rack number plate (if fitted). These lights are available from shops which sell automotive accessories and also from shops which sell bicycle racks.
- Make sure the bike rack number plate is securely attached.

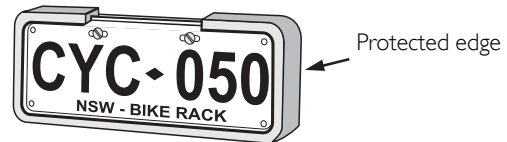
Bike rack number plate fitted to bicycle carrying rack



Number plate lights for night use



- Make sure you surround the bike rack number plate with rubber or plastic to protect pedestrians from any sharp edges if it presents a hazard to pedestrians.



- Avoid having the bicycle tyres directly exposed to the exhaust gas of the vehicle as this could damage the tyres.

Penalties apply if:

- The bicycle rack or any bicycle fitted to it obscures any light (including the centre mounted stop light) or the number plate.
- The bicycle rack, with or without bicycle/s, creates a dangerous protrusion to either side, or the rear of the vehicle.



For further enquiries:



RTA Technical Enquiries, PO Box 1120, Parramatta NSW 2124



1300 137 302



02 9843 3821



www.rta.nsw.gov.au / tech-enq@rta.nsw.gov.au